

# 5/47 PS PIATTABANDA A PROFILO SPECIALE

## PANEL RAISING CUTTER HEAD



PIATTABANDA CON COLTELLI HW PROFILO A RICHIESTA  
PROFONDITA' MAX PROFILO 13 mm. INCLINAZIONE 4°

PANEL RAISING WITH HW KNIVES. PROFILE ON REQUEST.  
MAX DEPTH PROFILE 13 mm. INCLINATION 4°

### 5/47PS

**MAN** **MEC**

Codice nr. HW	D. mm.	B mm.	d. mm.	Z	
5/47 PSA 16	160	30	30-35	2+2	n max 7000
5/47 PSA	200	30	30-35	2+2	n max 6000

LEGNO SOTTO/WOOD UNDER

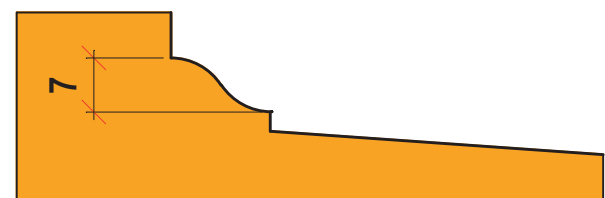
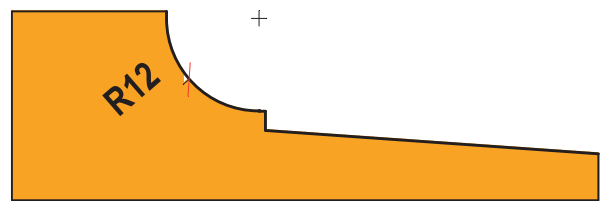
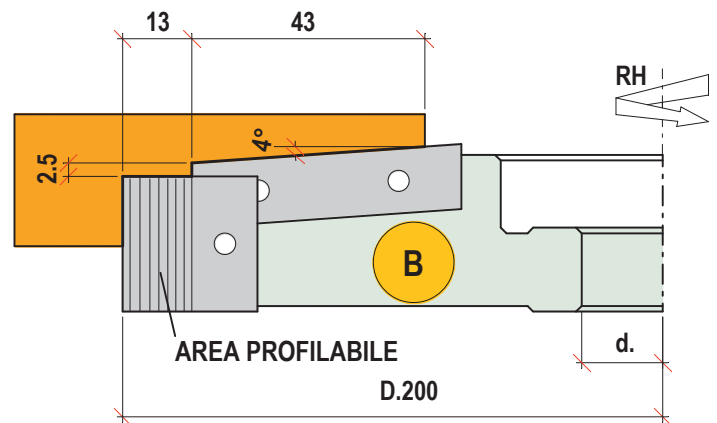
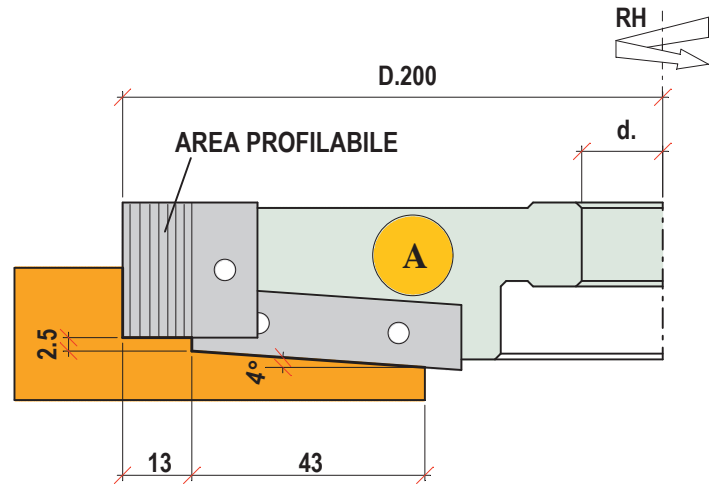
5/47 PSB 16	160	30	30-35	2+2	n max 7000
5/47 PSB	200	30	30-35	2+2	n max 6000

LEGNO SOPRA/WOOD OVER

FORI A RICHIESTA/BORES AVAILABLE mm 31.75-40-50

#### Ricambi/Spare parts

Codice nr.	Dimensioni		
187S	50x12x1.5 25x25x2		
139/23	CN23		
000/145	C48 TIPO A		
000/144	C48 TIPO B		
000/145A	C48/160 TIPO A		PER D.160
000/144B	C48/160 TIPO B		PER D.160
000/008	M8x15		
000/025	M5		
000/032	4 mm		
000/044	0.4-0.8-1 mm		CALIBRO/GAUGE



ESEMPI DI PROFILI REALIZZABILI